



Aluminium Window & Door Systems



By experts for experts

It's fair to say we live and breathe aluminium at Aluk. From its melting point of 660.32°C, its vital role in the aerospace industry, to its remarkable low density, there's little we don't know about atomic number 13. More importantly, we're experts at using this versatile metal to create high performance and sustainable window and door systems that surpass the needs of fabricators and installers across the UK.

From the production line to our design and sales offices, every member of the Aluk team is a leader in their field. It's this collective expertise and our traditional family values that has enabled us to design, engineer and manufacture industry-leading facade systems since 1993; that's over 25 years of experience.

Boasting slimmer sightlines and greater feature options, all our products are manufactured to the highest UK standards. So whether commercial or residential, modern or traditional, you can be confident our experts will ensure every Aluk product delivers peerless performance and signature style.

AT ALUK WE BELIEVE
COLLABORATION IS KING. IT'S
WHY WE'RE PROUD OF THE
PARTNERSHIPS WE'VE BUILT
WITH FABRICATORS, INSTALLERS
AND ARCHITECTS THROUGHOUT
THE UK AND BEYOND

Why choose Aluk aluminium systems?

For over 25 years, we've been at the forefront of aluminium window and door design.

But why aluminium?

- › It's lightweight, strong and almost 100% recyclable
- › It doesn't warp or rust and is near maintenance-free
- › Plus it's exceptionally versatile and easy to install

Driven by design

Without compromising on strength, our aluminium window and door systems are designed to offer your customers the narrowest of sightlines, allowing bigger glazing and providing greater light into their home.

Our integrated systems are designed for maximising profiles and parts, as well as to ensure fast fabrication and a wide range of installation options.

Performance

Each system includes water and acoustic barriers, and utilises the latest manufacturing technologies and techniques to provide long-term peace of mind.

They also have integrated drainage paths that allow water to pass through the system. This, combined with the high quality air seals and barriers, ensures they can tackle the everchanging British climate with ease.

Colour

Access a large spectrum of contemporary and classic colour choices and finishes.

We also offer a range of standard single and dual colour products from stock with our stock offer.

For full core offer details email info.uk@aluk.com

Window Energy Ratings

Our aluminium window systems are rated for their energy efficiency using the familiar A-G scale.

This means homeowners and architects can instantly see which windows to choose. WERs also affect fabricators, because in order to supply WER products a fabricator must join an official and recognised scheme.

This is to ensure that manufacturers can prove they have audited processes in place and that the ratings displayed are accurate.

As you'd expect, we have our own group scheme at Aluk. This provides members fast track access to all our WER data, saving them valuable time and effort.

Security

We understand the importance of security to your customers. That's why all our window and door systems are independently tested to ensure they not only meet current security regulations for new builds, but that they're inherently burglar resistant too.

Most of our systems are also certified by PAS 24, Secured by Design and Q-Marked accredited.

Thermal efficiency

Our window and door systems offer award-winning U-value performance for both double and triple glazing.

In fact, we were the first company to ever gain an A-rated aluminium double glazed window system in the market.

Service excellence

Expert service is key at Aluk, so our trained architectural technicians and engineers are always on hand to offer guidance and support from design through to installation. We also have highly experienced Project Consultants able to help with design, system selection, construction details and project specifications for your specific sector.

Aluk Academy

Training is another key service we provide. From CPDs and toolbox talks to hands-on guidance at our Academy Centre, we provide a wide range of training options to all our customers.

To find out more simply email training.uk@aluk.com



An Aluk system for every application

If there's one thing homeowners, architects, installers and fabricators all have in common, it's the desire for choice. That's why we've created our wide range of aluminium façade systems, which meets the needs of different applications, performance and aesthetic demands.

To make life easy for homeowners, we've created three product ranges based on their individual requirements.

- For those looking for the thinnest sightlines and finest finish, there's our premium Infinitum sliding door.
- If outstanding quality and standout at a competitive price is desired, the Luminia range is the obvious choice.
- While stylish design and everyday practicality is provided by the Optio range.

From a fabricator and installer perspective, we offer systems that cover everything from heavy duty and light commercial new builds to large-scale refurbishment projects and residential new builds.

Whatever choice you make, you can be confident that our systems offer the superior performance and quality of aluminium through and through.



Understanding Part L

How do Aluk products comply?

As a systems house, we have no choice but to comply with the new lower U-values. We support the aim to reduce our carbon footprint in the UK and want to play our part by ensuring our windows and doors meet the new limiting values.

It's also important to us that we support our fabricators by ensuring we meet these lower U-values with the same products and using double glazing.

Why is this important?

- The glazing market is not geared up to provide triple-glazing in volume.
- The cost of triple glazing is not competitive.
- Many fabricators are not able to manufacture triple glazed systems at volume.
- The weight of triple glazing makes it more difficult to handle and install, whilst putting more pressure on hinges and hardware.

How have we changed our products?

Our route to meet the new regulations and support our customers has meant engineering many improvements to the internal design without changing the appearance of our systems.

Using new thermal break designs and foams, and new gaskets, our well-loved products have been modified to comfortably meet the new regulations for new build and existing dwellings.

Rest assured that many of our standard (non-til) products can achieve both the 'Limiting and lower 'National' U-values given in the English and Welsh regulations using triple glazing, if that is your preferred route.

For more information on new Part L regulations, head over to our dedicated website



Colours for every occasion

From contemporary to heritage, the Aluk colour collection combines four high-quality colour ranges that offer style and durability.

Elements, Homestead, Spectrum and Urbane each offer a wide choice of durable coatings that are extremely resistant to scratching and corrosion.

With an inspired range of textured, non-textured, metallic and special effects finishes, these palettes reflect both the latest colour trends and the enduring classics within the market.



Elements

Our stylish matt colour range features 18 vibrant RAL options in a smooth finish. Inspired by the diversity of nature, Elements offers the perfect combination of rich colours and versatile shades that will compliment any style of property.



Homestead

Inspired by traditional and period design, our timeless Homestead range offers a classic palette of tranquil neutrals and deep, cool hues. Combining the charm of the past with a modern, durable finish, Homestead has 13 tasteful RAL options to discover, all in a long-wearing textured finish for windows and doors.



Spectrum

Spectrum combines striking tones with textured metallic and special effects finishes to create an opulent range that is both modern and highly durable. With 21 contemporary textured colours, Spectrum compliments both high-end residential projects and volume specifications.



Urbane

Inspired by the intensity of contrast, Urbane offers the distinctive combination of strong tones and smooth shades that match the look and feel of an anodised finish. With 14 bold metallic colours to choose from, Urbane offers a protective finish to windows and doors in high-end and commercial developments.



If you'd like a colour brochure please contact us on 01291 639739 or email us at info@aluk.com

These images should only be used as a colour guide rather than a true representation of the actual product colour.

Tried, tested and trusted

From trusted favourites to the latest innovations, our comprehensive range of aluminium window and door systems has been designed and developed with fabricators, installers and homeowners in mind at every stage.

Furthermore, every system delivers the aesthetic appeal and exceptional build quality demanded by the industry. It also goes without saying they've all been tested and certified to the latest standards and accreditations.

These include PAS 24, BS4873, Secured By Design and Qualicoat for starters. Not to mention ISO 9001. They also hold Q-Mark Certifications for general performance windows and enhanced security windows and doors. Should we go on?

Whichever system you choose, we'll work closely with you to ensure you have all the information you require for successful fabrication and installation.

All the latest structural, thermal and wind calculations are available, as is a comprehensive suite of CAD, NBS Specifications, performance and environmental data.

ALWAYS UP TO THE TEST



Window systems

For over two decades we've been designing unique aluminium window systems that exceed the performance standards expected in modern building design.

Manufactured to the highest standards, our systems are available in depths of 58mm, 70mm and 77mm, with a wide choice of colours and finishes customers desire, with the performance, quality and flexibility the trade demands.

An extensive range of complementary fittings are also available to ensure every design, whether commercial or residential, is exceptional.

We understand reputations are everything, so it goes without saying that all our aluminium window systems are rigorously tested and meet the most stringent security standards.

They also meet the Secured by Design standard issued by the UK Association of Chief Police Officers, and are BRE A-rated on the green guide.



Functionality and flexibility

We offer a wide range of window frame options that cater for various applications such as interface depths or bay angles.

We also understand that the ability to combine frame options is a major benefit to both the cost and appearance.

Our frame options include deep head profiles for trickle vents, odd leg frames for accommodating hardware timber and heritage for overcoming stone mullion and cill details.

Equal leg frame options are available from 25mm, 35mm and 55mm options.

Frame extenders are also available for our 70mm systems and for improved U-values.

Glazing options

Every project is different, which is why our systems allow for both internal and external glazing options.

We also offer glazing add-ons to suit heritage style applications.

Aesthetics

We offer a wide range of internal and external aesthetic styles. Chartered, Ovolo, Square or Putty line options can really make any project look modern or traditional.

Our double beaded options allow for internal glazing without the use of dummy vents.

Openings

AluK windows are available in a full range of opening options; from open in to open out, side hung, top hung, bottom hung and tilt before turn, to French casement, fixed light and multi-light.

Design features


- > From odd leg and equal leg to deep head and frame reversers
- > Internal and external glazing options
- > PAS 24 certified
- > Integrated systems for maximising profiles and parts
- > Three chamber profile for maximising strength while crimping – achieves perfect corner assembly every time



Multiple glazing options



A wide range of aesthetics



58BW FLUSH HI Window



The 58BW Flush window combines minimal sightlines and maximum weather resistance with all the best features of the tried and trusted 58BW range: advanced performance, versatility and security.

With a choice of slim sashes and a range of configuration options, the flush finish and slim sightlines of the 58BW Flush make this the perfect choice for contemporary new-build and refurbishment projects.

A double rebate provides market-leading weather performance, even in more exposed locations, and the 58BW Flush utilises common hardware with the existing 58BW and Heritage ST window ranges to ensure it can withstand a range of weather conditions.

The 58BW Flush shares the same sashes, features and hardware with the 70mm frame option for the 58BW suite, making it quicker and easier to fabricate with just three new profiles.

DESIGN FEATURES

- Advanced weather performance – features like the double rebate, and friction stays on side-hung windows offer protection against bad weather conditions
- Slimmer sightlines – 45mm ultra-slim sash suits a range of property styles
- Unique polyamide thermal break design to improve thermal performance
- Certified under the Secured by Design scheme
- Tested to PAS 24

OPTIONS

- Operate-out sashes including top and side-hung.
- The flush shadow line can be complemented with a choice of flat, putty line or stepped edge (critical style) vent styles to suit the property colours.
- Available in a range of standard and RAL colours.
- Stock offer – readily available on a 5-day lead time in colours 990HG, 7016M, and 9005M as well as dual colour white/grey and white/black.

SPECIFICATIONS

Performance and accreditations

	58BW FLUSH HI
U-value (Double Glazing)	1.4 W/m ² K
U-value (Triple Glazing)	1.2 W/m ² K
Window Energy Rating (WER)	B – C
BRE Green Guide Rating	A rated
Air Permeability	Class 4 (600 Pa)
Water Tightness	Class 9a (600Pa)
Wind Resistance	Class E2400 (2400 Pa)
Security	PAS 24
3rd Party Certification Q-Mark	✓

System

Depth	70mm
-------	------

Configurations

Opening	Open+Out
Top Hung	✓
Side Hung	✓
Bottom Hung	✓
Dummy Sashes	✓
Fixed Light	✓
Multi Light	✓
French Casement	✓

Size and weight limits

Top Hung	
Max Size (mm)	1750w x 2500h
Min. Size	300w x 560h
Max Weight	180kg
Side Hung	
Max Size (mm)	1300w x 1750h
Min. Size	300w x 300h
Max Weight	55kg
Fixed Light	
Max Size (mm)	-
Min. Size	-
Max Weight	250kg

glazing

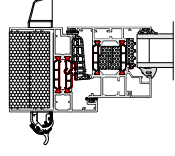
Glazing Options	Internal & External
Glazing Thickness**	24mm-40mm

System Features

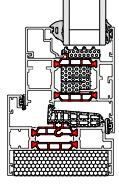
Single Colour	✓
Dual Colour	✓
Textured Finish	✓
Anodised Finish	✓
Multi-Point Locking	✓
Sightline (Frame to Vent)	98mm
Sightline (Vent to Mullion to Vent)	113mm
Sightline (Dummy Sash)	158mm
Sightline (Fixed Light)	53mm

Additional details are available on request.

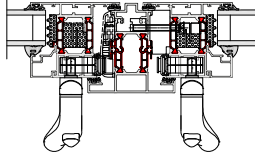
➤ 58BW FLUSH HI HEAD




➤ 58BW FLUSH HI JAMB



➤ 58BW FLUSH HI MULLION



➤ 58BW FLUSH HI THERMAL PROFILE



**glazing thickness: Other thicknesses may be possible dependant on profile combinations specified. Fabricators should refer to ALUK technical manual glazing section for details.

Contemporary Design with a traditional twist

Aluk's 58BW Flush windows were launched at the start of 2020 as the ideal replacement for timber windows in traditional refurbishment projects. Replicating the slim sightlines and sharp shadow lines of timber, they offer all the inherent benefits of aluminium, such as low maintenance, and enhanced security, thermal and weather performance.

For the owners of a picturesque brick and flint cottage in rural Hampshire, they proved the perfect choice to replace draughty and inefficient timber frames in their 18th century home.

The owners wanted to replace their existing windows with something which maintained the essential character of the property, but which had a nod to contemporary 21st century design. They chose Aluk's 58BW frames, with an ultra slim 45mm sightline on the sash and 24mm on the frame, primarily because of the aesthetics, but also because they are virtually maintenance free.

In total, 13 open out casement windows have been installed in the cottage, all in RAL7004 Signal Grey with a 5mm shadow line and no visible gasket. Double glazed throughout, they are not only eliminating draughts, but also helping to reduce energy bills.

The windows were manufactured by Aluk's fabrication partner CWG Choices and installed by Allums Property Services of Newbury. Fabrication is straightforward because the 58BW Flush uses the same standard sash profiles as the Aluk 58BW ST window and, installation is made easy thanks to the 70mm depth and internal glazing.

Kevin Allum of Allums Property Services commented: "This was the first time we had installed the 58BW Flush frames and it was a real pleasure. The installation looks great and the homeowners were delighted with the whole process from start to finish."





58BW CASEMENT Window

▶ CHAMFERED



▶ SQUARE



Built to the highest UK standards, this effective and high performance solution offers clean lines and advanced functionality.

Available in either 58mm or 70mm frame depth, casement windows are the perfect choice for both residential and light commercial projects, whether new build or renovation. Windows can also be made to project in or out.

DESIGN FEATURES

- ▶ Certified under the Secured By Design scheme
- ▶ Tested to PAS 24
- ▶ Integrated deep head profiles for ease of trickle ventilation
- ▶ Unique polyamide thermal break design to improve thermal performance
- ▶ Casement system sightlines to match the Tilt-Before-Turn window sightlines
- ▶ Reverse rebate option for internal glazing throughout

OPTIONS

- ▶ Available in two frame depths: 58mm or 70mm
- ▶ Supports both open-in and open-out projects
- ▶ Internally or externally glazed to accommodate low and high-rise projects
- ▶ Glazing 23mm-40mm
- ▶ Available in the following configurations: Top Hung, Side Hung, Bottom Hung, Fixed Light, Multi-light and French Casement
- ▶ Available for Lifetime Homes (LTH)
- ▶ Dedicated fixing straps for ease of installation
- ▶ Designed with a Euro Groove to accommodate standard locking hardware
- ▶ Smoke vent certification compliance to EN12101-2:2003 Annex G
- ▶ Available in single or dual colour polyester powder coating, texture and anodised finishes

SPECIFICATIONS

Performance* and Accreditations

U-value (Double glazing) (Ug: 1.0 W/m ² K)	1.5 W/m ² K
U-value (Triple glazing) (Ug: 0.7 W/m ² K)	1.2 W/m ² K
Window Energy Rating (WER)	B - C
BRE Green Guide Rating	A Rated
Air Permeability	Class 4 (600 Pa)
Water Tightness	Class 9a (600 Pa)
Wind Resistance	Class E2400 (2400pa)
Acoustic Performance	Rw (C-CTF) 42 (-1-5) dB
Security	PAS 24 & SBD
3rd Party Certification Q-Mark	✓

System

Depth	58mm & 70mm
Configurations	
Opening	Open-Out
Top Hung	✓
Side Hung	✓
Bottom Hung	✓
Tilt & Turn	x
Fixed Light	✓
Multi-Light	✓
French Casement	✓

Size and weight limits

Top Hung	
Max Size (mm)	1750w x 2500h
Min. Size (mm)	300w x 200h
Max Weight	180kg
Side Hung	
Max Size (mm)	858w x 1750h
Min. Size (mm)	300w x 300h
Max Weight	55kg
Bottom Hung	
Max Size (mm)	1750w x 2500h
Min. Size (mm)	300w x 200h
Max Weight	50kg (2 hinges)
Fixed Light	
Max Weight	250kg

Glazing

Glazing Options	Internal & External Bead
Glazing Thickness	23mm-40mm

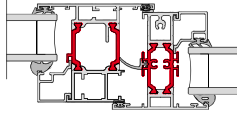
System Features

Single Colour	✓
Dual Colour	✓
Textured Finish	✓
Anodised Finish	✓
Multi-Point Locking	✓
Smoke Vent Compliance	✓
Signifline (Frame to Vent)	75mm
Signifline (Vent to Mullion)	89mm
Signifline (Fixed Light)	43mm

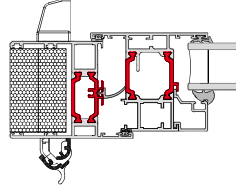
CAD CROSS SECTIONS AND THERMAL PROFILE

Additional details are available on request.

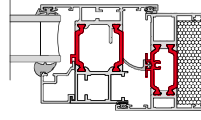
▶ 58BW MULLION TRANSOM



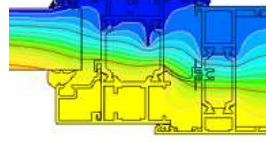
▶ 58BW HEAD



▶ 58BW CILL



▶ 58BW THERMAL PROFILE



58BW TBT Window

Offering exceptional child safety and seamless operation, our tilt before turn windows are an ever-popular choice for both multi-residential and light commercial applications.

Made from high performance aluminium these sustainable systems are inherently strong and lightweight. They're also an ideal solution for high-rise buildings where internal glazing and ease of cleaning are essential.



DESIGN FEATURES

- Certified under the Secured By Design scheme
- Tested to PAS 24
- Integrated deep head profiles for ease of trickle ventilation
- Unique polyamide thermal break design to improve thermal performance

OPTIONS

- Glazing 24mm – 40mm
- Available in a range of single or dual colour and anodised finishes
- Available in the following aesthetics: Bay, Contemporary and Square
- Available in the following configurations: tilt-before-turn, side hung, fixed light and multi-light
- Available for Lifetime Homes (LTH)

SPECIFICATIONS

Performance* and accreditations

U-value (Double Glazing) (Ug) 1.0 W/m ² K	1.5 W/m ² K
U-value (Triple Glazing) (Ug) 0.7 W/m ² K	1.3 W/m ² K
Window Energy Rating (WER)	B – C
Air Tightness	Class 4 (600 Pa)
Water Tightness	Class 8a (450 Pa)
Wind Resistance	Class E2400 (2400 Pa)
Acoustic Performance	Rw (C,Cf) 44 (-1;-4) dB
Security	PAS 24 & SBD
3rd Party Certification Q-Mark	✓

System

Depth	56mm & 70mm
-------	-------------

Configurations

Opening	Open-In
Top Hung	x
Side Hung	✓
Bottom Hung	✓
Tilt & Turn	✓
Fixed Light	✓
Multi-light	✓
French Casement	x

Size and weight limits

Side Hung	
Max Size (mm)	1725w x 2300h
Min. Size (mm)	350w x 575h / 480w x 375h
Max Weight	150kg
Bottom Hung	
Max Size (mm)	1725w x 2300h
Min. Size (mm)	350w x 575h / 480w x 375h
Max Weight	150kg
Tilt & Turn	
Max Size (mm)	1725w x 2300h
Min. Size (mm)	380w x 575h / 480w x 375h
Max Weight	150kg
Fixed Light	
Max Weight	250kg

Glazing

Glazing Options	Internal Bead
Glazing Thickness	24mm–40mm

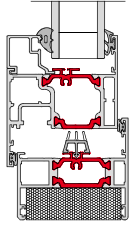
System Features

Single Colour	✓
Dual Colour	✓
Textured Finish	✓
Anodised Finish	✓
Multi-Point Locking	✓
Lifetime Homes	✓
Signifline (Frame to Vent)	88mm
Signifline (Vent to Mullion)	100mm
Signifline (fixed Light)	43mm

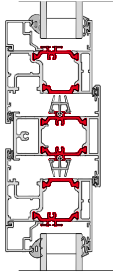
CAD CROSS SECTIONS AND THERMAL PROFILE

Additional details are available on request.

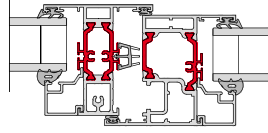
➤ 58BW OPEN-IN JAMB DETAIL



➤ 58BW OPEN-IN MULLION DETAIL



➤ 58BW OPEN-IN TRANSOM DETAIL



Door systems

Engineered to integrate seamlessly with our window system range, our aluminium door systems remain our most popular products and provide unrivalled safety, security and installation simplicity.

Each door system has its own distinct look and feel, offering varying levels of performance, profile depth and glazing area.

However, while our designs may differ, you'll find our materials and manufacturing processes are as reliable as ever. Our fabricating partners can benefit from a 10-year guarantee.

In addition to meeting the needs of every application type, our doors also support the current industry trend for refurbishment over replacement.

This allows fabricators and installers to provide the additional light and space their customers want, in the most fitting way possible.





58BD Entrance Door

Available in a wide range of styles and formats, our stylish aluminium entrance door system is suitable for both light and medium-duty use.

Designed with security and flexibility front of mind, every door in the range is available in single and double configurations making them ideal for almost any application.

DESIGN FEATURES

- Certified under the Secured By Design scheme
- Tested to PAS 24
- Multi-point locking mechanism
- Designed to incorporate standard and security hardware using the same prep detail
- Clacking feature conceals lock and prevents any access to locking points

OPTIONS

- Glazing 24mm – 40mm
- 58mm or 70mm frame depth to accommodate varying types of applications
- Low threshold option for Part M – Building regulation
- Available in a range of single or dual colour and anodised finishes
- Available for new build or refurbishment projects
- Available in single or double door configuration

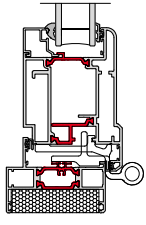


SPECIFICATIONS

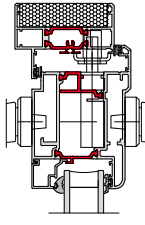
CAD CROSS SECTIONS AND THERMAL PROFILE

Additional details are available on request.

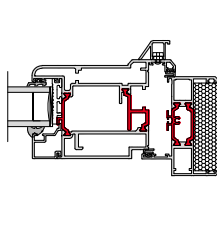
➤ 58BD HINGE JAMB



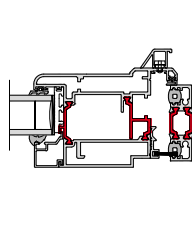
➤ 58BD LOCKING STILE



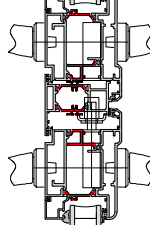
➤ 58BD THRESHOLD



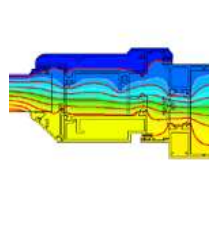
➤ 58BD LOW THRESHOLD



➤ 58BD MEETING STILE



➤ 58BD THERMAL PROFILE



Performance and accreditations

U-value (Double Glazing) (Ug: 1.0 W/m ² K)	1.7 W/m ² K	1.7 W/m ² K	1.7 W/m ² K	Double Open-In	1.7 W/m ² K
U-value (Triple Glazing) (Ug: 0.7 W/m ² K)	1.4 W/m ² K	1.4 W/m ² K	1.5 W/m ² K	Double Open-In	1.5 W/m ² K
Air Permeability	Class 4 (600 Pa)	Class 4 (600 Pa)	Class 2 (600 Pa)	Class 2 (600 Pa)	Class 2 (600 Pa)
Water Tightness	Class 3a (300 Pa)	Class 3a (300 Pa)	Class 7a (300 Pa)	Class 7a (300 Pa)	Class 8a (300 Pa)
Wind Resistance	Class A3 (1200 Pa)	Class A2/A00 (2400 Pa)	Class A2/A00 (2400 Pa)	Class A2/A00 (2400 Pa)	Class A2/A00 (2400 Pa)
Building Regulations Part L Compliant	✓	✓	✓	✓	✓
Building Regulations Part M Compliant	✓	✓	✓	✓	✓
Security	PAS 24 & SBD	PAS 24 & SBD	PAS 24 & SBD	PAS 24 & SBD	PAS 24 & SBD
Durability EN191 Category	50,000 Cycles	50,000 Cycles	50,000 Cycles	50,000 Cycles	50,000 Cycles
3rd Party Certification C-Mark	✓	✓	✓	✓	✓

System

Depth	58mm – 70mm	58mm – 70mm	58mm – 70mm	58mm – 70mm	58mm – 70mm
-------	-------------	-------------	-------------	-------------	-------------

Size and weight limits

Maximum Door Size (mm)	1200w x 2400h	1200w x 2400h	2400w x 2400h	2400w x 2400h	2400w x 2400h
Maximum Door Weight	3 Hinges 67.5kg 4 Hinges 90kg	3 Hinges 67.5kg 4 Hinges 90kg	3 Hinges 67.5kg 4 Hinges 90kg	3 Hinges 67.5kg 4 Hinges 90kg	3 Hinges 67.5kg 4 Hinges 90kg

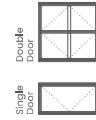
Glazing

Glazing Thickness	24mm–40mm	24mm–40mm	24mm–40mm	24mm–40mm	24mm–40mm
-------------------	-----------	-----------	-----------	-----------	-----------

System Features

Single Colour	✓	✓	✓	✓	✓
Dual Colour	✓	✓	✓	✓	✓
Textured Finish	✓	✓	✓	✓	✓
Anodised Finish	✓	✓	✓	✓	✓
Thermally Broken	✓	✓	✓	✓	✓
Signifline (Head)	129.5mm	129.5mm	129.5mm	129.5mm	129.5mm
Signifline (Cill)	111mm	111mm	111mm	111mm	111mm
Signifline (Jamb)	129.5mm	129.5mm	129.5mm	129.5mm	129.5mm
Signifline (Meeting Stile)	n/a	n/a	209.5mm	209.5mm	209.5mm
Panel Door	✓	✓	✓	✓	✓
Multi-point locking	✓	✓	✓	✓	✓
Barrel Hinges	✓	✓	✓	✓	✓
Low Threshold	✓	✓	✓	✓	✓

CONFIGURATIONS



A refurb that's bang on trend

The owners of a stunning refurbishment in Whitstable Kent were right on trend when they chose the colours for the Aluk windows and doors which have been installed throughout.

Ultimate Grey and Illuminating Yellow have been declared as the Pantone Colours of the Year for 2021 and that grey and yellow combination was used to create a striking contrast with the contemporary cladding and render.

The owners had installed Aluk products in their previous property and had been impressed with the quality, style and durability, particularly for a coastal location. They had no hesitation in choosing them again this time around, and worked with Aluk fabricator Rhino Aluminium and installer SG Installations to complete the design and installation.


The house had been standing empty for two years before work started and had been water damaged during that time, so all but a couple of walls were demolished as part of a complete, nine-month refurbishment. The aim was to make the most of the sizeable plot without having too much impact on the surrounding properties.

Using the architect's drawings, Rhino Aluminium recommended windows in Aluk's slim sightline 588W system throughout, four tested, tried and trusted BSF70

bi-folding doors and a structurally bonded aluminium panel front door in a suited Aluk 588D frame. This specification enabled the owners to optimise the light coming into the house and garden room and open up the rear as much as possible to make the most of the garden.

The large expanses of glass meant the thermal efficiency of the Aluk windows and doors was paramount to ensure that the house could comply with Part L1A of the Building Regs. Double glazed, the BRE Green Guide A rated 588W windows and BSF70 bi-folds achieved U-values of 1.4W/m²K.

Andrew McCann from Rhino Aluminium commented: "We worked with the owners from a very early stage in the project so that they could manage the project and the budget as effectively as possible. One key recommendation we made was to upgrade the entrance door powder coating to a textured finish. The entrance to any property is the focal point of the exterior and particularly in this stunning yellow, so a textured finish Rhino door added a touch of distinctive elegance."



GT55 TB Commercial Door

An effective choice for shop fronts, entrances and ground floor treatments, the GT55 TB provides exceptional security and performance. Delivering high levels of energy efficiency thanks to its thermally broken profiles, the system has been designed in a ladder frame construction to provide a flexible solution for low-rise glazing applications. This means sealed units of 6mm up to 28mm can be accommodated to improve thermal and acoustic performance.

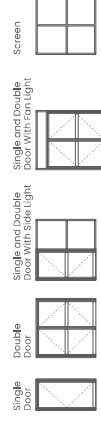
The system offers PAS 24 rating and is Secured By Design-accredited across a suite of configurations including single and double doors, screening, and side and fan lights. It also features a range of PAS 24 hardware including panic, mechanical and electro-mechanical locking for both single and double doors. Easily integrated with other Aluk systems, the GT55 TB includes an integrated range of high traffic, anti-finger trap doors suitable for single storey applications.



SPECIFICATIONS

Performance and accreditations	Single	Double	GT55 TB Screening
U-value (Double glazing) (Ug:1.0 W/m ² K)	1.9 W/m ² K	1.8 W/m ² K	1.3 W/m ² K
U-value (Triple glazing) (Ug:0.7 W/m ² K)	1.7 W/m ² K	1.6 W/m ² K	1.1 W/m ² K
Air Permeability	-	-	Class 4 (600 Pa)
Water Tightness	-	-	Class E1200 (1200 Pa)
Wind Resistance	-	-	Class B4 (1600 Pa)
Durability EN1193 Category	50,000 Cycles	50,000 Cycles	-
Security	PAS 24 & SBD	PAS 24 & SBD	PAS 24 & SBD
3rd Party Certification Q-Mark	✓	✓	✓
System			
Depth	110mm	110mm	110mm
Size and weight limits			
Maximum Door Leaf Size (mm)	1250w x 2400h	2500w x 2400h	-
Maximum Door Leaf Weight	110kg	110kg	-
Glazing			
Glazing Thickness (Single glazing)	-	-	6mm - 12mm
Glazing Thickness (Double glazing)	24mm - 40mm	24mm - 40mm	24mm - 30mm
System Features			
Single Colour	✓	✓	✓
Dual Colour	✓	✓	✓
Textured Finish	✓	✓	✓
Anodised Finish	✓	✓	✓
Thermally Broken	✓	✓	✓
Fire Exit option	✓	✓	✓
Part M compliant low threshold	✓	✓	✓
Part M compliant closer	✓	✓	✓
Anti-Finger Trap	✓	✓	✓
Signiflines	145mm	176mm	55mm
Mid-Rail and Lay Bar	✓	✓	✓
Panel door	✓	✓	-
Multi-Point Locking	✓	✓	-
Single Point Locking	✓	✓	-
Concealed Hinges	✓	✓	-
Barrel Hinges	x	x	-
Electro Mechanical Locking	✓	✓	-

SBD CONFIGURATIONS

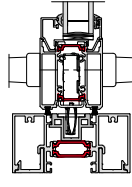


PAS 24 SECURITY RATED LOCK

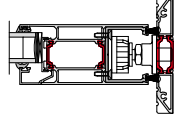
Aluk Part Ref	Single Door			Double Door		
	Relevant	Min (w)	Max (w)	Min (h)	Max (h)	Max (h)
Electronic access locking	1,2,3,4,5	500	1200	2400	500	2400
Panic doors (Dormo)	1,2,3,4,5	500	1200	2400	500	2400
Electronic access panic doors (Dormo)	1,2,3,4,5	500	1200	2400	500	2400
Panic doors (Sentinel)	1,3,5	500	1882*	2400	1200	2400
Manual locking	1,2,3,4,5	500	1882*	1000	2400	1000

CAD CROSS SECTIONS AND THERMAL PROFILE

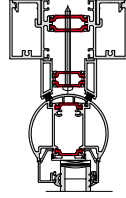
Additional details are available on request.



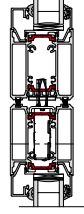
➤ GT55 TB JAMB WITH MULTI POINT LOCK



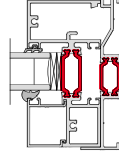
➤ GT55 TB CILL



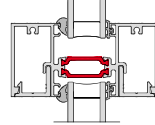
➤ GT55 TB JAMB WITH ANTI FINGER TRAP



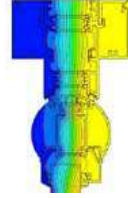
➤ GT55 TB MEETING STILE



➤ GT55 TB SCREEN CILL



➤ GT55 TB SCREEN MULLION



➤ GT55 TB THERMAL PROFILE

DESIGN FEATURES

- Pocket or bead glazed for ease of site glazing
- 110mm frame depth to accommodate varying types of applications
- Slim 55mm profile width for increased glazing and light transmission
- Fully compatible with other Aluk systems
- Mullion drainage options
- The most comprehensive PAS 24 and Secured By Design certified system on the market today
- Robust mechanical connection detail between rail and stile for ultimate strength in high traffic environments
- GT55 TB can be used to create louvred and panelled doors with a variation of inserts

OPTIONS

- Wide range of hardware available offering full customisation
- Available in single or dual colour polyester powder coating, texture and anodised finishes
- Ability to accommodate various architectural pull handles from other manufacturers



BSC94

Lift & Slide Door

For those looking for effortless operation, look no further than our premium lift and slide door. Its vital statistics are impossible to ignore. Thermal U-values of 1.5W/m²K (triple glazed). Panel weights of up to 400kg. Sightlines as little as 45mm.

The list goes on. As do the benefits, including multiple configurations and a wide choice of colour finishes.

DESIGN FEATURES

- Accepts 20mm – 31mm double glazing
- Max 400kg panel weight (double bogey)

OPTIONS

- Available as Inline Sliding
- Slimmer sightline of 45mm available
- Multiple sliding configurations
- Mono or Dual rail options
- Available in single and dual colour
- Anodised finishes also available
- Range of hardware and security features



SPECIFICATIONS

Performance and accreditations

	BSC94	BSC94 SIM
U-value (Double glazing) (Ug = 1.0 W/m ² K) (Mono Rail)	1.7 W/m ² K	-
U-value (Triple glazing) (Ug = 0.7 W/m ² K) (Mono Rail)	1.5 W/m ² K	-
U-value (Double glazing) (Ug = 1.0 W/m ² K) (Dual Rail)	1.9 W/m ² K	1.9 W/m ² K
U-value (Triple glazing) (Ug = 0.7 W/m ² K) (Dual Rail)	1.7 W/m ² K	1.6 W/m ² K
BRE Green Guide Rating	C rated	C rated
Air Permeability	Class 4 (600 Pa)	Class 4 (600 Pa)
Water Tightness	Class 7a (300 Pa)	Class 7a (300 Pa)
Wind Resistance	C3 (200 Pa)	C3 (200 Pa)
Acoustic Performance	-	-

System

Depth	94mm=155mm	94mm=155mm
-------	------------	------------

Configurations

Opening	Lift & Slide	Lift & Slide
Mono Rail	✓	x
Dual Rail	✓	✓
Tri Rail	✓	x

Size and weight limits

Max Frame Height	3000mm	3000mm
Max Vent Width	2000mm	2000mm
Max Vent Weight	400kg	400kg

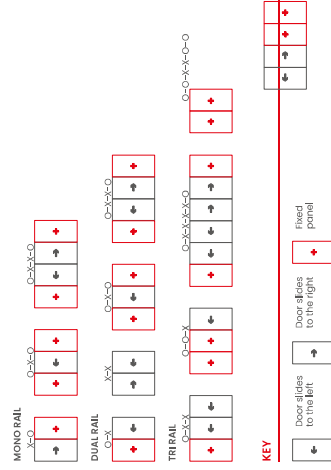
Glazing

Glazing Options	Internal	Internal
Glazing Thickness	20mm-31mm	20mm-31mm

System Features

Single Colour	✓	✓
Dual Colour	✓	✓
Textured Finish	✓	✓
Anodised Finish	✓	✓
Multi-Point Locking	✓	✓
Sightlines (Interlock)	100mm	45mm
Sightlines (Cill)	180.5mm	180.5mm
Sightlines (Head)	180.5mm	180.5mm
Sightlines (Jamb)	180.5mm	180.5mm

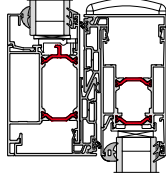
CONFIGURATIONS



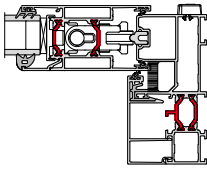
CAD CROSS SECTIONS AND THERMAL PROFILE

Additional details are available on request.

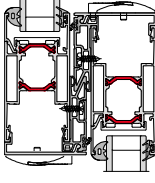
➤ BSC94 MONO RAIL STANDARD INTERLOCK



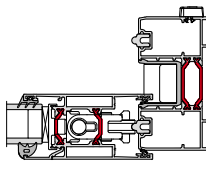
➤ BSC94 MONO RAIL CILL



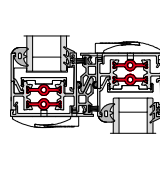
➤ BSC94 DUAL RAIL STANDARD INTERLOCK



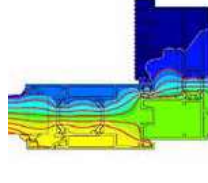
➤ BSC94 DUAL RAIL CILL



➤ BSC94 DUAL RAIL / TRI RAIL STANDARD SLIMLINE INTERLOCK



➤ BSC94 THERMAL PROFILE





BSF70 Bifold Door

An intelligent combination of form and function, our highly versatile and market-leading Bi-fold sliding door system gives you maximum control over the style and operation of the doors.

Multiple panels can be added to accommodate the design specifications of your building, with the option to open in or out as required.

The system also boasts a unique flush line pop-out handle that allows for square flush stacking panels when doors are fully open.

DESIGN FEATURES

- ▶ Certified under the Secured By Design scheme
- ▶ Tested to PAS 24
- ▶ Unique pop-out handle that allows for opening and panels to stack square
- ▶ Four stainless steel rollers to ensure smooth and consistent operation

OPTIONS

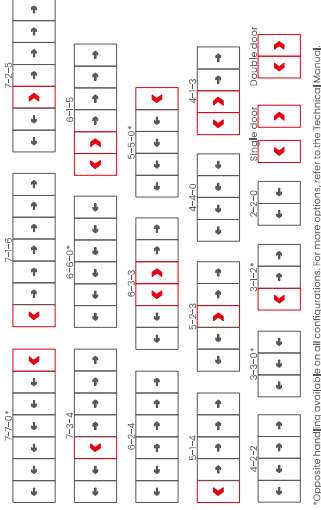
- ▶ Chamfered and square bead options
- ▶ Glazing 24mm – 40mm
- ▶ Available in a range of opening configurations
- ▶ Available with heavy duty rollers; BSF70 HD
- ▶ Available in a range of single or dual colour and anodised finishes
- ▶ Low threshold 15mm step height
- ▶ All configurations available open in and open out
- ▶ Chamfered and square based options
- ▶ Shootbolts top and bottom of the interlock for enhanced security
- ▶ Dedicated bottom bogey guide for consistent operation
- ▶ and enhanced security
- ▶ Double track threshold allowing greater stability



SPECIFICATIONS

Performance and accreditations	BSF70	BSF70 HD
U-value (Double glazing) (Ug: 1.0 W/m ² K)	1.6 W/m ² K	1.6 W/m ² K
U-value (Triple glazing) (Ug: 0.7 W/m ² K)	1.4 W/m ² K	1.4 W/m ² K
Air Permeability (Standard Threshold)	Class 4 (600 Pa)	Class 4 (600 Pa)
Water Tightness (Standard Threshold)	Class 9a (600 Pa)	Class 9a (600 Pa)
Wind Resistance	Class AE2400 (2400 Pa)	Class AE2400 (2400 Pa)
Security	PAS 24 & SBD	PAS 24 & SBD
Cycle Testing	50,000	50,000
3rd Party Certification Q-Mark	✓	✓
System		
Depth	70mm	70mm
Configurations		
Opening	Open-In & Open-Out	Open-In & Open-Out
Size and weight limits		
Max Leaf Height	2400mm std / 3000mm	2400mm std / 3000mm
Max Leaf Width	1200mm	1200mm
Max Vent Weight	100kg	130kg
Glazing		
Glazing Options	Internal Bead	Internal Bead
Glazing Thickness	24mm-40mm	24mm-40mm
System Features		
Single Colour	✓	✓
Dual Colour	✓	✓
Textured Finish	✓	✓
Anodised Finish	✓	✓
Multi-Point Locking	✓	✓
Signifline (Head)	110mm	110mm
Signifline (Cill)	130mm	130mm
Signifline (Jamb)	110mm	110mm
Signifline (Meeting Stile)	140mm	140mm

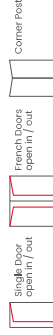
CONFIGURATIONS



KEY



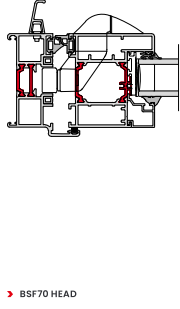
OTHER OPTIONS AVAILABLE



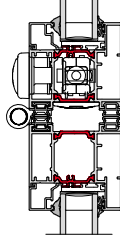
*Opposite handling available on all configurations. For more options, refer to the Technical Manual.

CAD CROSS SECTIONS AND THERMAL PROFILE

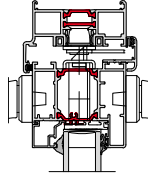
Additional details are available on request.



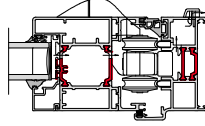
▶ BSF70 HEAD



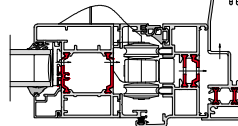
▶ BSF70 INTERLOCK



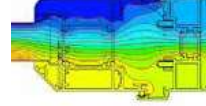
▶ BSF70 LOCKING JAMB



▶ BSF70 FACE DRAINAGE



▶ BSF70 CILL AND SUBCILL



▶ BSF70 THERMAL PROFILE

* Performance data based on CE marking for Building Regulations. For further information on CE marking, please refer to the CE marking scheme. All recommendations checking all system performance for any scheme prior to use.

Swimming in compliments


In documenting the contemporary renovation and redevelopment of their 1910 5-bedroom property in South Wales, the owners of [@ourgranddesign!](#) have already attracted more than 17500 followers.

While the whole project is impressive, the most likes on the account so far have been on the images of the stunning garden and pool room, surrounded on two complete sides by Aluk's iconic BSF70 bi-folds.

The Californian original, which inspired the design, was open on two sides with a cantilevered roof, but the Welsh owners sensibly opted for bi-folding doors on their version - to cope with the vagaries of the UK weather.

Two five-panel BSF70 bi-folds installed on the front of the garden room open out from the centre, while the pool area features a single, nine-panel bi-fold which opens up one way from right to left to create a seamless link between inside and out. There are also two further five-panel BSF70 bi-folds installed at the end of the building and working as a divider between the two separate zones.

The garden and pool room sits at the end of the property's half acre garden and there is even a three metre Aluk 58BW fixed light window installed in the newly extended open plan kitchen to frame the view of it.



T: 01291 639 739
E: info.uk@aluk.com

Registered Office:

AluK (GB) Ltd
Newhouse Farm Ind Est
Chepstow
NP16 6UD

London Office:

AluK Design Studio
5-11 Worship Street
London
EC2A 2BH

Registered Number:
02881320